



TIMBERLAKE<sup>®</sup>  
CABINETS



Create Your Story

PRODUCT CATALOG 2023





# Make yourself at home.



Is there a room in the house that holds more life than the kitchen? It's the dinnertime gathering spot, party place, quiet refuge, late night hang-out, homework center, conference room, and kid's corner. So how do you go about creating your home's center of attention? By imagining all the wonderful stories it will tell.



**CABINETS ARE YOUR CANVAS.**

Modern? Transitional? Classic? Cabinets are the foundation for a beautiful kitchen. Enjoy trying on infinite shades and styles.



**INVEST IN YOUR WISH LIST.**

An island workspace or added storage—or both? It's smart to add these elements now. They'll hold your attention—and their value.



**LANDING ON A LOOK YOU'LL LOVE.**

Gather images, room pics, and colors that catch your eye. You'll start to see similarities that will set your path.



**BUILDING DREAM KITCHENS STARTS HERE.**

When you team up with Timberlake, you benefit from years of experience and refinement. Designed to last and built with care, our cabinets offers quality, style, and value you can believe in.



**FOCUS ON FUNCTIONALITY.**

Beyond visual elements, think through how you'll use your space. Consider storage, food prep, children, pets, and entertaining.

**Life happens here.**





Ready to get started? Let's go.

Table of Contents

04 | WHAT'S NEW & TRENDING

10 | MODERN STYLES

- New Haven
- Barnett
- Lausanne
- Sonoma

16 | TRANSITIONAL STYLES

- Charleston
- Tucson
- Maddox
- Corban
- Kinsdale
- Downing
- Tahoe
- Fairfield

26 | CLASSIC STYLES

- Sierra Vista
- Windsor
- Beckley
- Canton

32 | BEYOND THE KITCHEN

- Other Spaces
- Finishing Touches

40 | FUNCTIONAL KITCHEN

44 | AN INSIDE LOOK

- Features
- Construction
- Materials

48 | DOOR DETAILS



# Meet the new neutrals.

## Two new finishes inspired by nature.

Ground your space with earthy hues that help redefine the word “neutral”. Try our Painted Mist finish for a calming effect on any room in the house. It’s a beautiful accent color that works well in bathrooms, laundry rooms and more. Or if warmer tones are more your style, try our new Cherry Amber finish. Rich cherry shows off the natural wood grain and brings character and depth to your space.

### NEW FINISHES



KINSDALE  
CHERRY AMBER



SONOMA  
PAINTED MIST



KINSDALE CHERRY AMBER



SONOMA PAINTED MIST



NEW HAVEN PAINTED MIST

## Trend Watch

### MASTERING THE MIX.

The key to a dynamic, eye-catching space is all about mastering the mix. Dark meets light. Strong wood grain meets softer textures. By layering a variety of earthy hues, finishes and materials, you’ll achieve a cozy, curated look that invites everyone to feel at home.





NEW FINISH



BARNETT MAPLE LATTE

# A fresh feeling.

## Clean. Modern. Affordable.

If you are looking for sleek simplicity in a space, our Barnett collection is the perfect choice for you. Taking a cue from Shaker styling, it creates an aesthetic that is reminiscent of today's popular look – natural, bright, and elegant. With its masterful adaptability, the transitional Barnett creates awe-inspiring grace in formal and informal settings alike. Now available in Maple and Painted finishes for maximum styling possibilities.

BARNETT MAPLE LATTE





SONOMA MAPLE TRUFFLE



SONOMA PAINTED STONE



NEW DRAWER FRONT OPTION



SONOMA PAINTED STONE

SONOMA MAPLE TRUFFLE AND PAINTED VANILLA



# Adding depth with detail.

## A hint of sophistication.

Make your home a place that you love to be in with our Sonoma collection. Expansive surfaces, straight-line framing, uncluttered and open – these are the essentials that invite design interpretations from country farmhouse to city vogue. With both 5-piece and flat slab options available, you now have a choice of how much detail is right for home. After all, who says "one size fits all?"



# Modern

## Crisp, clean, and chic.

Stunning in its sleek lines, modern cabinetry puts sophistication first. Subdued minimalism can set a tailored metropolitan aesthetic or take on a pristine Eurostyle influence. The simplicity of Shaker-style doors can bring an inviting warmth, even easing toward a fresh modern farmhouse look with details like more rustic hardware and a farmhouse sink.



LAUSANNE PAINTED VANILLA AND PAINTED BLACK

## Less is More

Streamlined and uncomplicated, modern design uses limited embellishments. It celebrates open space, angles, and has a strong architectural energy.

### BOLD PAINT TRENDS

Painted cabinetry in whites and greys is a fresh, airy choice. The punch of a second color—like navy—is a bold trend.

### NATURAL WOOD TONES

Natural wood is often a key element, either as the lead or an accent.

### CONTINUING CLEAN LINES

The uncluttered modern look extends to every element of the cabinetry. A flat-front drawer, called a slab drawer, pairs with modern style.

### UNADORNED BEAUTY

Let the natural appeal of the elements shine through. Use accessories and details to highlight it.

### ARCHITECTURAL IMPACT

Stacked cabinets build architectural impact and crown moldings are generally simpler or may not be used at all.

### SHOW OFF SIGNATURE PIECES

Consider glass doors or open shelves for the modern kitchen. For a modern farmhouse, doors with mullioned frames add charm.



NEW HAVEN PAINTED VANILLA



# New Haven

PORTFOLIO SELECT SERIES

With its wide Mission-style framing, New Haven's profile brings a casual upscale ease to a space. It's a handsome backdrop for a metropolitan minimalist vibe. Or use the clean lines to create a spacious and airy appeal.

## Features

### CONSTRUCTION

Mortise and tenon  
Recessed panel

### DOOR DETAILS

Full overlay

### DRAWER FRONT


Slab  
Five-piece

### SPECIES

Maple  
Painted  
Cherry  
Duraform

### HARDWARE

Required



*Be inspired!*  
Take a virtual tour of a New Haven kitchen.



# Barnett

PORTFOLIO SERIES

Barnett captures the rich combination of clean Shaker lines warmed by today's fresh painted look. A master of adaptability, Barnett creates a stately grace in a formal room or the casual welcome of a modern farmhouse retreat.

## Features

### CONSTRUCTION

Doweled  
Recessed panel

### DOOR DETAILS

Standard overlay

### DRAWER FRONT

Slab

### SPECIES

Maple  
Painted  
Duraform

### HARDWARE

Recommended







# Sonoma

PORTFOLIO SERIES

Mindful simplicity is the very definition of Shaker design, faithfully created in Sonoma. Expansive surfaces, straight-line framing, uncluttered, and open—these are the essentials that invite design interpretations from city vogue to country farmhouse.

## Features

**CONSTRUCTION**

Mortise and tenon  
Recessed panel

**DOOR DETAILS**

Full overlay

**DRAWER FRONT**

Slab  
Five-piece

**SPECIES**

Maple  
Painted  
Cherry  
Duraform

**HARDWARE**

Required



# Lausanne

PORTFOLIO SERIES

Lausanne is Euro-style at its minimalist finest. The flat-panel design creates a singularly sleek look. The feel can be vital and dramatic or a simply refined allure. The choice of hardware, accessories, and décor set the mood.

## Features

**CONSTRUCTION**

Slab panel

**DOOR DETAILS**

Full overlay

**DRAWER FRONT**


Slab

**SPECIES**

Maple  
Painted  
Cherry  
Duraform

**HARDWARE**

Required





# Transitional

## You can have it all.

A little bit traditional, a little bit modern. Transitional style lets you be you. A touch of woodwork detailing creates visual interest that's a foundation for your imagination. A daring pop of contemporary color with a vintage look furniture-style island? You can do that. Open shelves or glass doors? You choose one—or maybe both. All the possibilities are there to be put together with a relaxed personal flair.



MADDOX PAINTED PEWTER GLAZE

## Balanced Blend

Transitional design is the choice that adapts, blends, and pulls together pieces across styles. You create the balance for a one-of-a-kind look all your own.

### CUSTOMIZED DETAILS

Woodworking details, such as beveling, mitered corners, and routing are understated but unmistakable.

### SUBTLE BUT IMPACTFUL

The clean, sleek profile of a recessed panel provides subtle visual interest and flexibility when it comes to design.

### ALL ABOUT SIGHTLINES

For a more modern vibe, think pristine lines, like slab drawers. For a more classic aesthetic, consider furniture-style legs on an island or furniture feet on cabinetry.

### PAINTED PAIRINGS


Pairing two shades of wood stain or paint can define different zones in a space. Two tones can also be used to create design drama.

### ACCENTUATE YOUR LOOK

Range hoods—in styles from simple tapered to graceful valanced designs—can accentuate a look.

### ROOM ACCENTS

Transitional welcomes a medley of room accents, from colorful dishware to treasured mementos. Open shelving or glass doors put them on display.



KINDSALE MAPLE TRUFFLE



# Charleston

PORTFOLIO SELECT SERIES

Beauty is in the detailing of the Charleston collection. The recessed panel is bordered by layered edging and grooved lines, creating a composed, yet easy-going, design. It's a multifaceted choice that gives a fresh flair and enduring look to kitchens across genres.

## Features

**CONSTRUCTION**

Mitered  
Recessed panel

**SPECIES**

Maple  
Painted  
Cherry

**DOOR DETAILS**


Full overlay

**HARDWARE**

Required

**DRAWER FRONT**

Five-piece



# Tucson

PORTFOLIO SELECT SERIES

A crisp beadboard center panel makes Tucson a stylish choice that's a natural for a coastal beach house look or a rustic charmer in a cottage-chic room. The strong verticals are also traditional in European wainscoting, a familiar touch in more formal spaces.

## Features

**CONSTRUCTION**

Mortise and tenon  
Recessed beadboard panel

**SPECIES**

Maple  
Painted

**DOOR DETAILS**

Full overlay

**HARDWARE**

Required

**DRAWER FRONT**

Slab



CHARLESTON PAINTED PEWTER GLAZE AND PAINTED BOULDER





MADDOX PAINTED BOULDER AND MAPLE RYE

# Maddox

PORTFOLIO SERIES

An inspired twist on Shaker style, Maddox elevates classic simplicity with an updated profile. Mitered corners and beveled tiering frame the recessed panel. The layered silhouette aesthetic sets the stage for transitional designs.

## Features

<b>CONSTRUCTION</b>	<b>SPECIES</b>
Mitered Recessed panel	Maple Painted
<b>DOOR DETAILS</b>	<b>HARDWARE</b>
Full overlay	Required
<b>DRAWER FRONT</b>	
Slab Five-piece	



Be inspired!  
Take a virtual tour of a Maddox kitchen.



# Corban

PORTFOLIO SERIES

Corban is defined by its attractive lines with a dash of eye-catching detail. The slim-profile beading that borders the interior of the Shaker-style doors makes for subtle beauty. It's a perfect starting point that inspires an array of personalized looks.

## Features

<b>CONSTRUCTION</b>	<b>SPECIES</b>
Mortise and tenon Recessed panel	Maple Painted
<b>DOOR DETAILS</b>	<b>HARDWARE</b>
Full overlay	Required
<b>DRAWER FRONT</b>	
Slab Five-piece	



CORBAN MAPLE TRUFFLE AND PAINTED SAGE



# Kinsdale

PORTFOLIO SERIES

The pairing of rhythmic lines and the elegant grace of a detailed frame makes Kinsdale the picture of luxury. Precise woodworking and thoughtful design set the refined tone that adapts to your creative vision.

## Features

### CONSTRUCTION

Mitered  
Recessed panel

### DOOR DETAILS

Full overlay

### DRAWER FRONT

Five-piece

### SPECIES

Maple  
Painted  
Cherry  
Duraform

### HARDWARE

Required



*Be inspired!*  
Take a virtual tour of a Kinsdale kitchen.

DOWNING DURAFORM LINEN AND DURAFORM STONE



# Downing

PORTFOLIO SERIES

Downing blends the look of a painted finish with the distinctive layered tiers of woodworking and sharp mitered corners. With its multi-dimensional construction and detailing, Downing has broad appeal that evolves with each unique design.

## Features

### CONSTRUCTION

Mitered  
Recessed panel

### DOOR DETAILS

Standard overlay

### DRAWER FRONT

Five-piece

### SPECIES

Duraform

### HARDWARE

Recommended



KINSDALE DURAFORM ESPRESSO AND PAINTED HARBOR







TAHOE MAPLE SLATE AND PAINTED LINEN

# Fairfield

VALUE BUILT SERIES

Appealing lines and warm wood stains, all complemented by the craftsman's careful touch. The beauty of Fairfield is affordability without compromise. Quality, style, and value. Those are the traits that make Fairfield a smart design choice.

## Features

**CONSTRUCTION**

Mortise and tenon  
Recessed panel

**SPECIES**

Hardwood

**HARDWARE**

Recommended

**DOOR DETAILS**

Standard overlay

**DRAWER FRONT**

Decorative



# Tahoe

PORTFOLIO SERIES

Tahoe brings into perfect balance the elements of classic and modern design. This transitional favorite has today's streamlined aesthetic, but triple-carved waterfall edges add timeless character and personality to elevate your style.

## Features

**CONSTRUCTION**

Mortise and tenon  
Recessed panel

**SPECIES**

Maple  
Painted

**DOOR DETAILS**

Standard overlay

**HARDWARE**

Recommended

**DRAWER FRONT**

Decorative



FAIRFIELD TRUFFLE





# Classic

## All the details, all the time.

Embellishments, layering, and detailing are defining characteristics of classic design. This cabinetry puts the focus on more intricate artisan woodworking. The classic approach can lend itself to warm and intimate spaces, even to a countryside feel. Or, with the more elegant enhancements, it can create a mood of dignified refinement or the ambiance of distinguished luxury.



## In a Word, Timeless

Classic style is about polished indulgence. It begins with the richly sculpted cabinet doors and drawer fronts, and it continues with a palette of accents to complete the look.

### PERSONALIZED TOUCHES

Displayed in glass cabinets or on open shelves, your keepsakes personalize the classic look.

### SETTING THE MOOD

Furniture-like additions set the classic mood. Consider decorative legs on islands, feet on base cabinets.

### DECORATIVE ACCENTS

Decorative crown molding and corbels are integral additions. Stacking multiple layers of complementary crown molding elevates the look.

### STAINS AND PAINTS

Natural wood stains are a prime choice for classic style, though painted looks are a handsome alternative.

### SILHOUETTE IS THE STORY

Waterfall edges, beaded edges, beveling, miters, and grooving are trademarks of a classic styled door.

### CUSTOM-LOOKS

A custom-look built-in furniture piece can be the centerpiece of a lux room. For example, a grand wine bar can be created with a wine rack cabinet, stem glass holder, and glass doors for display.



TIMBER LAKE



# Sierra Vista

PORTFOLIO SELECT SERIES

The intricate architecture and furniture details of Sierra Vista are the epitome of classic style. Multiple levels of woodworking are edged by beveled corners. It creates a picture-frame effect for the striking raised center panel. It's a luxurious look that elevates a room to high style.

## Features

<b>CONSTRUCTION</b>	<b>SPECIES</b>
Mitered Raised panel	Maple Painted Cherry
<b>DOOR DETAILS</b>	<b>HARDWARE</b>
Full overlay	Required
<b>DRAWER FRONT</b>	
Five-piece	



WINDSOR PAINTED BLACK

# Windsor

PORTFOLIO SELECT SERIES

Windsor is a dignified statement of style, both polished and warmly welcoming. The intricately crafted, multi-tiered silhouette features beveling and finely detailed woodworking. It creates a play of light and shadow that adds depth and dimension.

## Features

<b>CONSTRUCTION</b>	<b>SPECIES</b>
Mortise and tenon Raised panel	Maple Painted Cherry
<b>DOOR DETAILS</b>	<b>HARDWARE</b>
Full overlay	Required
<b>DRAWER FRONT</b>	
Decorative Five-piece	



SIERRA VISTA PAINTED STONE





BECKLEY PAINTED LINEN AND PAINTED NAVY

# Beckley

PORTFOLIO SERIES

The artful pairing of a multi-tiered door with the minimalism of a slab drawer front creates a versatile look that sets Beckley apart. The crisp angles of the raised-panel door are accented by a woodworked trim bordering the understated framing.

## Features

**CONSTRUCTION**

Mortise and tenon  
Raised panel

**DOOR DETAILS**

Full overlay

**DRAWER FRONT**

Slab

**SPECIES**

Maple  
Painted  
Thermofoil

**HARDWARE**

Required



Be inspired!  
Take a virtual tour of a Beckley kitchen.



# Canton

VALUE BUILT SERIES

A contoured profile in bright white Thermofoil, Canton is a beautifully affordable classic style choice. Quality meets craftsmanship – it's visible in the thoughtful detailing. Designed to impress, built for value.

## Features

**CONSTRUCTION**

Laminated door  
Raised Panel

**DOOR DETAILS**

Full overlay

**DRAWER FRONT**


Decorative

**SPECIES**

Thermofoil

**HARDWARE**

Required



CANTON THERMOFOIL WHITE



# Beautiful cabinetry made for every room.

**Cabinetry is key to that welcoming, personal, and functional vibe.**

Want an office that inspires productivity? Cabinetry provides built-in storage that keeps you organized in a personalized work environment. For an entryway, add elements to make hospitality effortless. In a laundry room, cabinetry pulls everything together to make a dirty job easier. And a storage-smart drop zone lets you leave the day behind in style.



**Imagine the possibilities for creating the room you love.**





NEW HAVEN PAINTED VANILLA



WINDSOR MAPLE LATTE



WINDSOR PAINTED NAVY



SONOMA MAPLE SLATE







SONOMA PAINTED MIST



BARNETT MAPLE LATTE



MADDOX MAPLE RYE

**A retreat, a spa, a haven.**



CORBAN PAINTED BISCOTTI GLAZE



CHARLESTON PAINTED NAVY

**Think of your bathroom as the small space that offers big possibilities.**

**Cabinetry lets you transform the bathroom into an oasis of your own design.**

Your vanity is the centerpiece of your dream bath. Timberlake cabinetry lets you create your own perfect expression of personal style. And functionality? Clever use of cabinetry helps you maximize storage with beautiful décor.



Cabinets create the big picture, but these elements carry your look to perfection.



LAUSANNE MAPLE TRUFFLE



### Grand Openings

**YOUR UNIQUE STYLE ON DISPLAY**

Glass doors create a feeling of light and spaciousness and provide a showcase for signature pieces. There's a perfect door for every kitchen design.

### Crown Molding is High Impact

**REACH NEW HEIGHTS**

Finish the top of your cabinetry with a matching style of molding or a stack of complementary styles. It adds height to the room and enhances the overall look.



Polished Chrome




Satin Nickel



Weathered Nickel



Modern Brushed Gold



Brushed Copper



Verona Bronze



Matte Black

### Possibilities at Your Fingertips

**ADD THE FINISHING TOUCHES THAT ARE ALL YOU**

A shape, a contour, a sheen. Handles, pulls, and knobs are the little things that say so much about design. Complement a look, or add a spark of surprise.



# The details that make all the difference.

## 10 options to accentuate your design.

Timberlake offers a great value, allowing you to spend more on options that personalize your kitchen for a custom feel. From modifications to decorative accents, these unique touches add convenience and beauty to any space.

**01 TURN UP THE COLOR**

Two tones of cabinetry can define areas, provide visual interest, or add a burst of personality.

**02 CREATE YOUR NICHE**

A drawer base cabinet and staggered upper cabinet depths form an attractive nook with lots of storage built in.

**03 SPOTLIGHT THE RANGE**

A stylish range hood completes your design—the centerpiece of a great kitchen.

**04 CROWNING GLORY**

Crown molding is the detail that transforms blank space to finished perfection.

**05 BEAUTIFULLY FURNISHED**

Decorative legs on islands and other furniture-like details are handsome designer elements.

**06 SHOW OFF YOUR STYLE**

Glass door inserts let you display your favorite treasures and add a light airiness to the room.

**07 HIGH PRIORITY STORAGE**

An increased-depth cabinet over the fridge means more accessible space and provides a built in look.

**08 STYLIZE EVERY SURFACE**

Use decorative doors to finish off a run of cabinets with a furniture look.

**09 JUST-RIGHT LIGHT**

With light rail molding, the under-cabinet task lighting you love stays out of sight.

**10 HARDWARE MAGIC**

Like jewelry for your cabinets, the choice of hardware can take a design in many directions.

MADDOX PAINTED LINEN



MADDOX PAINTED LINEN AND PAINTED NAVY





# Smart additions make a kitchen work harder, so you don't have to.

Functional additions help you gain more work and storage space and reduce counter and drawer clutter. Everything you need is organized and close at hand.

## Kitchen Essentials

- 01 **DEEP ROLL OUT TRAYS**  
No more searching around in the back of the cabinet.
- 02 **ROLL OUT TRAY DIVIDER**  
Smart storage for bakeware and trays.
- 03 **SPICE ORGANIZER**  
The secret ingredient in cooking convenience.
- 04 **PULL OUT WASTEBASKET**  
The easy way to keep trash out of sight.
- 05 **BASE PANTRY PULL OUT**  
Adjustable shelves accommodate all your cooking must-haves.
- 06 **DRAWER WITH PEG DISH ORGANIZER AND SCALLOPED SLIDE-OUT SHELF**  
Includes adjustable pegs to handle different dish sizes.








## Cabinet Standard Features

These features are found on all series.



- 01 3/4" X 15/8" Hardwood Face Frame
- 02 Captured Back Construction
- 03 1/2" Thick Engineered Wood Cabinet Sides
- 04 Adjustable Hidden Hinges
- 05 Adjustable Shelves
- 06 Hardwood Hanging Rail

# An Inside Look

Quality comes standard on all Timberlake cabinetry. Our three series allow you to choose the perfect combination of features and options for your needs and budget. You can see the features common to every series in the diagram to the left. And rest assured that our warranty covers all cabinets and accessories against defects in materials and workmanship.

## Features by Cabinet Series



In the Portfolio Select series, you'll see the features you expect in custom-built cabinetry. This top-tier series promises on-trend style and attention to every detail.

### SERIES FEATURES

- 21" Deep, 5/8" Thick Premium Dovetail Hardwood Drawers
- Full-Extension Cushion Close Hidden Glides
- 3/4" Thick Shelving
- Adjustable Shelves
- CushionClose® Hinges

### SERIES OPTIONS

- Full Depth Shelves
- Furniture Ends Construction
- Plywood Ends Construction
- All Plywood Construction
- Matching Interior



Finely crafted and designed to inspire, the Portfolio series gives you our widest range of style choices, as well as upgrade options and smart features.

### SERIES FEATURES

- 21" Deep Drawers, 1/2" Thick Engineered Wood
- Side-Mounted Drawer Glides
- 3/4" Thick Shelving
- Adjustable Shelves

### SERIES OPTIONS

- 21" Deep, 5/8" Thick Premium Dovetail Hardwood Drawers
- CushionClose® Hinges
- Full-Extension Cushion Close Hidden Glides
- Full Depth Shelves
- Furniture Ends Construction
- Plywood Ends Construction
- All Plywood Construction
- Matching Interior



The Value Built series is designed to bring Timberlake craftsmanship, features, and style a smart and beautiful choice for value-conscious homebuyers.

### SERIES FEATURES

- 18" Deep Drawers, 1/2" Thick Engineered Wood
- Side-Mounted Drawer Glides
- 1/2" Thick Shelving
- Adjustable Shelves

### SERIES OPTIONS

- Full Depth Shelves
- Matching Interior

## Construction options add lasting value

### CUSHIONCLOSE

No more noisy slamming doors, drawers and roll-outs. Cushion close technology provides smooth and quiet operation.

### ALL PLYWOOD CONSTRUCTION

This upgraded construction for cabinet sides, shelves, cabinet backs, toe kicks and hanging rails is the ultimate choice in durability and stability.

### FULL EXTENSION GLIDES

Now it's easy to reach all the way to the back of a 21-inch drawer. Glides handle the weight of heavy loads and slide with ease.

### FURNITURE END CONSTRUCTION

For cabinets with exposed ends, this flush look uses 3/4" thick plywood with matching wood veneer to give cabinets the finished look of fine furniture.





It's a beautiful fact of nature: no two pieces of wood are exactly alike.

# It's important to understand what to expect. Even wood from the same tree shows variations, which contributes to the beauty and distinction of fine cabinetry.

## Natural Factors

The following characteristics are natural and are not considered defects:

- Naturally occurring color, grain, and texture differences
- Color deviations, even within the same section of wood
- Differences between open and closed-grain areas
- Visible mineral streaks

Just as wood naturally expands and contracts, so do door joints. Periodically, you may see hairline cracks in the finish surface at the joints. These are normal and do not affect the integrity of the door.



## Care & Cleaning

Your cabinetry is extremely resistant to stains and surface damage that can be caused by common household items. However, to further protect the original factory finish:

- Wipe up spills immediately using a clean cloth and mild soaps
- Dust your cabinets periodically using a soft, slightly dampened, lint-free cloth
- Read all cabinet care guidelines and cleaning product instructions carefully

## Environmental Factors

Cabinetry added at a later date may not match the original cabinets installed and samples may no longer have a true color representation. This may be due to:

- Exposure to sunlight, smoke, and chemicals
- Change in door samples or displays due to age

Because of environmental factors, Timberlake is not responsible for texture differences or color and wood grain variations in materials used in your cabinets.



## The Materials

### 01 CHERRY

Cherry, a closed-grain, uniform-texture hardwood, shows distinctive curly figures and pin knots. Natural pale-yellow sapwood to reddish-brown heartwood darkens over time. It's attractive in a deep stain.

### 02 MAPLE

Maple is an extremely hard wood with a fine, even texture. Color can be light to cream-colored. Its uniform straight grain may show wavy, bird's eye, or burl graining. Popular for its durability and luster.

### 03 DURAFORM

Duraform uses advanced manufacturing to bond foils and coatings to medium-density fiberboard, high-density fiberboard, and similar materials for exceptional stability, consistency, and durability.

### 04 PAINTED


Painted finishes combine hardwoods and engineered materials for stability, consistency, and durability, with minimal grain visibility. Joint lines may appear due to the wood's natural expansion and contraction.

### 05 HARDWOOD

Hardwoods include dense-structured maple, oak, birch, cherry, hickory, poplar, and ash. Color ranges from light blonde to dark reddish-brown. Variations of graining, color, and mineral streaks are natural.

### 06 THERMOFOIL

Thermofoil is a process that bonds a thick vinyl film to a warp-resistant engineered wood core. Because color is throughout the film, the surface is durable, easy-clean, and resistant to chipping and cracking.







# It's time to create your story.

**Start with Timberlake.**

Visit [Timberlake.com](https://www.timberlake.com) for more inspiration and detailed information about our products. And share your Timberlake plans with your builder or design professional for a room you're sure to love.



Scan now to visit [Timberlake.com!](https://www.timberlake.com)

## Door Styles

	Sierra Vista	Charleston	New Haven	New Haven	Windsor	Windsor	Tucson
<b>OVERLAY</b>	Full Overlay	Full Overlay	Full Overlay	Full Overlay	Full Overlay	Full Overlay	Full Overlay
<b>INSERT PANEL</b>	Raised	Recessed	Recessed	Recessed	Raised	Raised	Beadboard
<b>DRAWER FRONT</b>	5-Piece	5-Piece	5-Piece	Slab	5-Piece	Decorative	Slab
<b>SPECIES + FINISHES</b>	<b>MAPLE</b>						
	RYE	RYE	RYE	RYE	RYE	RYE	RYE
	SPICE	SPICE	SPICE	SPICE	SPICE	SPICE	SPICE
	COGNAC	COGNAC	COGNAC	COGNAC	COGNAC	COGNAC	COGNAC
	LATTE	LATTE	LATTE	LATTE	LATTE	LATTE	LATTE
	TRUFFLE	TRUFFLE	TRUFFLE	TRUFFLE	TRUFFLE	TRUFFLE	TRUFFLE
	SLATE	SLATE	SLATE	SLATE	SLATE	SLATE	SLATE
	<b>CHERRY</b>						
	AMBER	AMBER	AMBER	AMBER	AMBER	AMBER	
	SLATE	SLATE	SLATE	SLATE	SLATE	SLATE	
	JAVA	JAVA	JAVA	JAVA	JAVA	JAVA	
	<b>PAINTED*</b>						
	LINEN	LINEN	LINEN	LINEN	LINEN	LINEN	LINEN
	PEWTER GLAZE	PEWTER GLAZE			PEWTER GLAZE	PEWTER GLAZE	
	VANILLA	VANILLA	VANILLA	VANILLA	VANILLA	VANILLA	VANILLA
	BISCOTTI GLAZE	BISCOTTI GLAZE			BISCOTTI GLAZE	BISCOTTI GLAZE	
	HARBOR	HARBOR	HARBOR	HARBOR	HARBOR	HARBOR	HARBOR
	EMBER GLAZE	EMBER GLAZE			EMBER GLAZE	EMBER GLAZE	
	STONE	STONE	STONE	STONE	STONE	STONE	STONE
	BOULDER	BOULDER	BOULDER	BOULDER	BOULDER	BOULDER	BOULDER
	SAGE	SAGE	SAGE	SAGE	SAGE	SAGE	SAGE
	MIST	MIST	MIST	MIST	MIST	MIST	MIST
	NAVY	NAVY	NAVY	NAVY	NAVY	NAVY	NAVY
	BLACK	BLACK	BLACK	BLACK	BLACK	BLACK	BLACK
<b>HARDWOOD**</b>							
<b>DURAFORM**</b>							
<b>THERMOGIL</b>							
				BREEZE			
				DRIFT			

\* Features an engineered wood center panel for a superior finish excluding Tucson; Maddox, New Haven, Lausanne, Beckley & Barnett feature all MDF Construction.

\*\* Duraform: Breeze cabinet exterior is finished in Linen; Drift cabinet exterior is finished in Harbor








Full Overlay    Full Overlay    Full Overlay    Full Overlay    Full Overlay    Full Overlay    Full Overlay    Full Overlay    Full Overlay    Standard Overlay    Standard Overlay    Standard Overlay    Full Overlay    Standard Overlay

Raised    Recessed    Recessed    Slab    Recessed    Recessed    Recessed    Recessed    Recessed    Recessed    Recessed    Recessed    Raised    Recessed

Slab    5-Piece    Slab    Slab    5-Piece    5-Piece    Slab    5-Piece    Slab    5-Piece    Slab    Decorative    Decorative    Decorative



WHITE    WHITE





**TIMBERLAKE**<sup>®</sup>  
C A B I N E T R Y | BUILT BY  
S E R V I C E

P.O. BOX 1980  
WINCHESTER, VIRGINIA 22604  
TIMBERLAKE.COM

©2023 American Woodmark Corporation  
5/23 TBL98117

Photography is for illustration purposes only. Actual colors may vary slightly due to the printing process.  
For actual color selections, please consult your Timberlake distributor or builder.